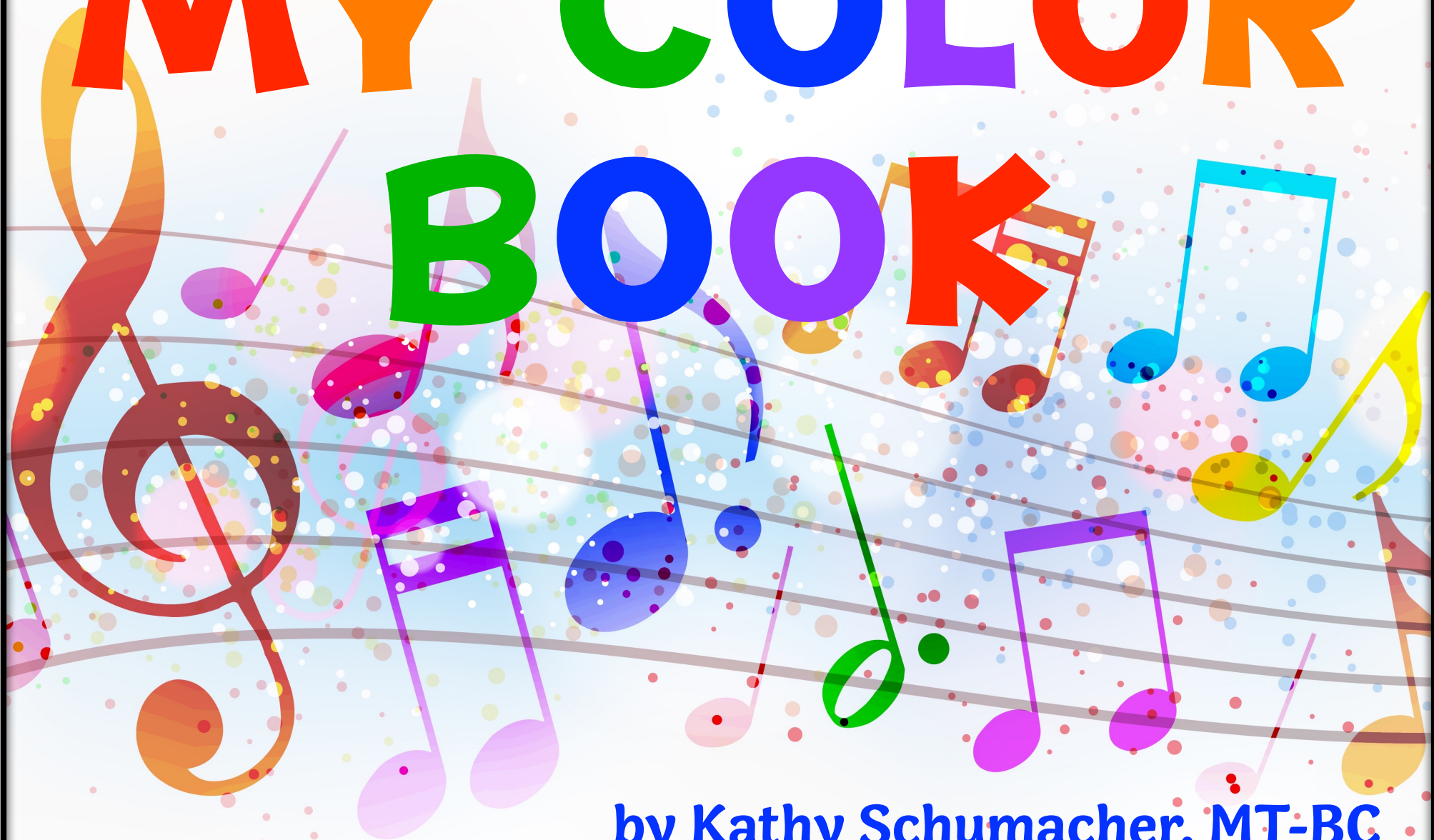


MY COLOR

BOOK



by Kathy Schumacher, MT-BC




The sun is yellow.




A pumpkin is orange.



When I look in the sky,
the clouds are white.



A plum is purple.



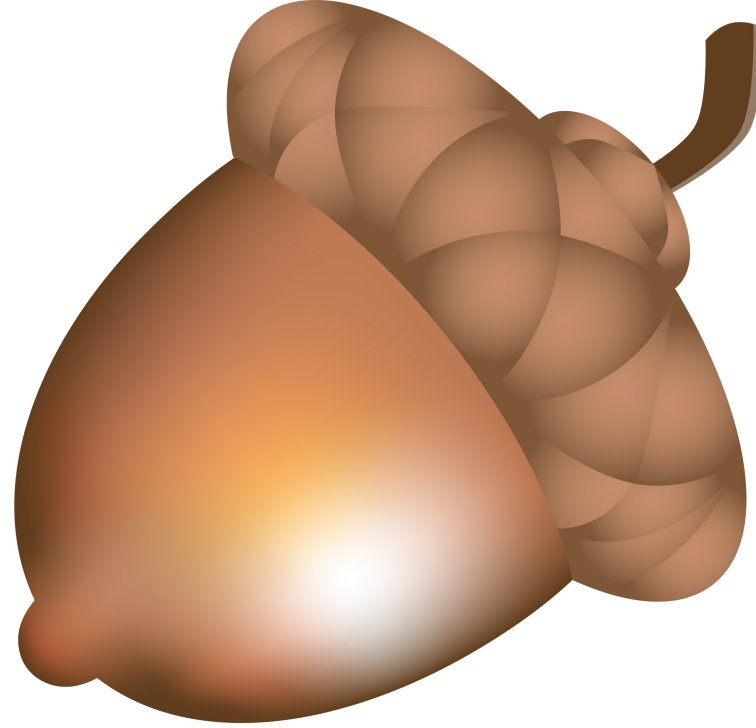
An apple is red.



Leaping in the grass,
a frog is green.






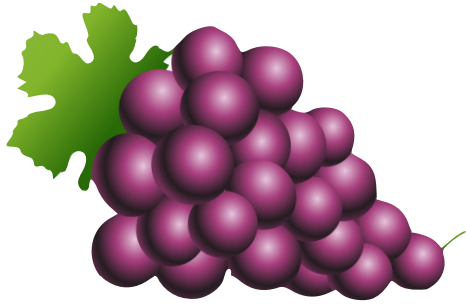
The ocean is blue.




An acorn is brown.



Rolling down the street,
a tire is black.



I know my colors,
I see them everywhere.



Inside and outside,
with my eyes I stare.



The End

How to format this book:

It is recommended that the pages of “My Color Book” be printed on card stock and laminated.

Important: Put a comb binding at the bottom of the pages. This makes it very easy to turn pages when you are singing the book to a group of children. An alternative to comb binding is to simply 3-hole punch on the bottom edge and use $\frac{3}{4}$ ” “metal book rings” as they are hinged and easy to assemble.

It is helpful to print the music on the back of the rainbow page as you will have a clear view of it while the children are seeing the pictures on the front.

My Color Song

by Kathy Schumacher, MT-BC



The sun is yel - low. A pump - kin is orange. When I look in the sky, the



clouds are white. A plum is pur - ple. An ap - ple is red.



Leap - ing in the grass, a frog is green. The o - cean is blue. An



a - corn is brown. Rol - ling down the street, a tire is black. I know my co - lours, I



see them ev - ry - where. In - side and out - side, with my eyes I stare.

© 2017 Tuneful Teaching

For additional copies and other learning resources:

www.TunefulTeaching.com